

counting flowers worksheet 1-10


Count each flower group. Circle the number.




2 3 4



4 5 6



6 7 8




8 9 10

Challenge: color the group that has the most flowers.

counting flowers worksheet 1-10

Count the ladybug dots. Circle the matching number.



- 1 2 3




- 1 2 4




- 3 4 5



- 5 6 7



- 7 8 9



- 8 9 10


Touch each dot as you count.

counting flowers worksheet 1-10

Count the garden stems. Circle the matching number.




- 1
- 2
- 3



- 3
- 4
- 5



- 5
- 6
- 7

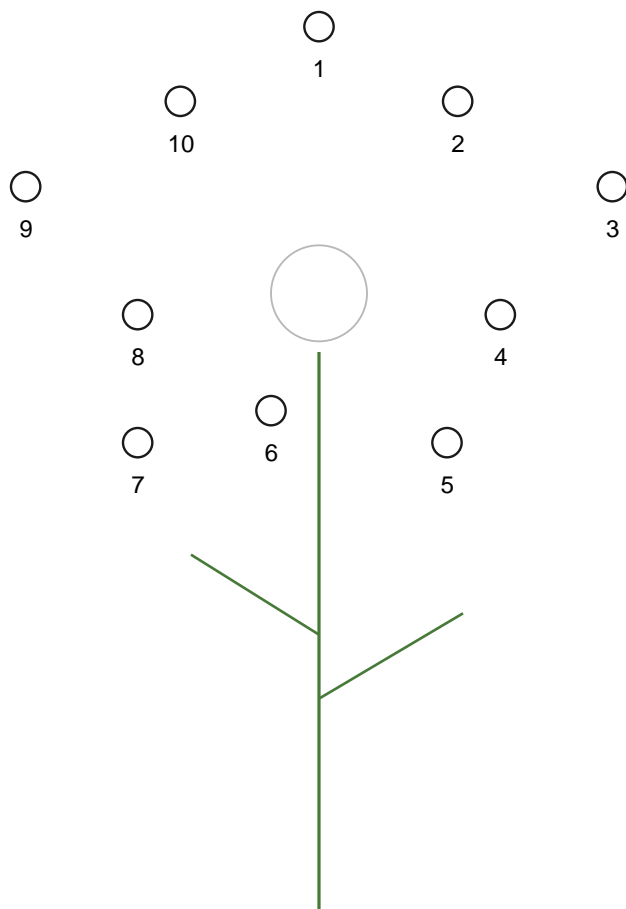


- 7
- 8
- 9

Lines can be counted too. Count slowly from left to right.

counting flowers worksheet 1-10

Connect the dots from 1 to 10. Color the flower.



Bonus: draw 10 seeds under the flower.